

# Daily Launch Day 15

## Do Now: Cryptogram Workshop

Did you try the cryptogram activity for “Tracker Dogs Use Their Noses”? Cryptograms can be tricky. Here’s an exercise that will help you understand the logic of solving a cryptogram.

First, here’s the alphabet key that gives shows which letters are already solved in the words below.



A	B	C	D	E	F	G	H	I	J	K	L	M	N	O	P	Q	R	S	T	U	V	W	X	Y	Z	
						23	8								4				12					7	17	

**Word # 1:** T H \_  
12 8 3

What letter do you think “3” stands for? Fill in the blank, and write “3” in the box under that letter. Write the letter everywhere you see a “3” in the words below.

**Word # 2:** P \_ \_ Y  
4 21 3 17

Now, what letter do you think “21” stands for? Fill in the blank, and write “21” in the box under that letter. Write the letter wherever you see a “21” below.

**Word # 3:** T \_ G \_ \_  
12 2 23 3 21

What letter do you think “2” stands for? Fill in the blank, and write “2” in the box under that letter. Write the letter anywhere you see a “2” in the words below.

**Word # 4:** \_ X T \_ \_ T  
3 7 12 2 13 11 12

What letters do you think “13” and “11” stand for? Write each number in the box under its letter. Then, write the letters everywhere you see those numbers.

**Word # 5:** \_ H \_ \_ T \_ H  
11 8 3 3 12 5 8

What letter do you think “5” stands for? Write “5” in the box under its letter.

Wow! Look how many words and letters you figured out!



# Daily Launch Day 16



## Do Now: Another Cryptogram

Here is another cryptogram. This one is a little harder, because fewer letters are given to you as clues. Don't worry about finishing the cryptogram. See how many letters you can figure out before you begin to work on it with your class.

### Key:

A	B	C	D	E	F	G	H	I	J	K	L	M	N	O	P	Q	R	S	T	U	V	W	X	Y	Z
25							3										20								

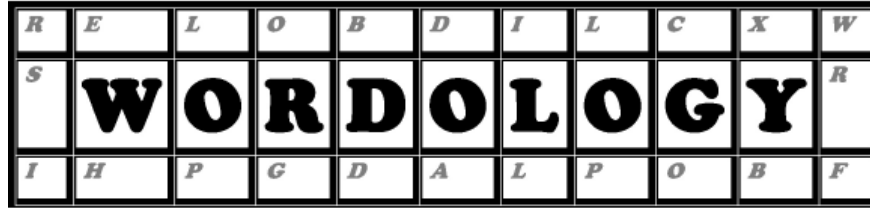
### Message:

\_ H \_    \_    \_    \_    \_    \_    \_    \_    \_    \_    \_    \_    H \_    \_    \_  
 6 3 4    6 9 15    5 13 15 7 12    9 13 6 3 15 16 6  
  
 \_ A \_    \_    \_    \_    \_    \_    R \_    \_    A \_    \_    \_    \_    H \_  
 18 25 7 4 12    9 4 20 4    23 25 5 5 4 1    6 3 4  
  
 \_ H \_    \_    \_    A \_    \_    \_    H \_    \_    A R \_    \_    \_    \_  
 10 3 15 12 6    25 7 1    6 3 4    1 25 20 17 7 4 12 12

### Hints:

1. Do you see any little words? Can you guess what they might be? Use a pencil to fill in the letters (remember, you might decide later that you need to try a different word instead)
2. In the key, write the numbers for the letters you guessed in the matching squares.
3. Then look for those numbers in the rest of the message. Fill the letters in.
4. What other letters can you guess now?
5. Keep going until your teacher tells you to stop.





**Wordology Activity #1: Vocabulary Scramble**

**Instructions:** Unscramble the letters to find words that fit in the boxes. All the words come from the Word Bank at the bottom of the page.

1. The train into the city runs on the tracks of the \_\_\_\_\_.

yarliwa

--	--	--	--	--	--	--	--

2. Food that you put out to capture an animal is called \_\_\_\_\_.

tabi

--	--	--	--

3. The word \_\_\_\_\_ means burning brightly.

gabziln

--	--	--	--	--	--	--	--

4. A \_\_\_\_\_ is an army officer.

natiluntee

--	--	--	--	--	--	--	--	--	--

5. Another word for “bad dream” is \_\_\_\_\_.

ringtameh

--	--	--	--	--	--	--	--

6. The word \_\_\_\_\_ includes all kinds of farm animals.

kevocstil

--	--	--	--	--	--	--	--

7. A floor that is higher than the rest of the room is a \_\_\_\_\_.

maltprof

--	--	--	--	--	--	--	--

**Word Bank**

bait

blazing

colonel

lieutenant

livestock

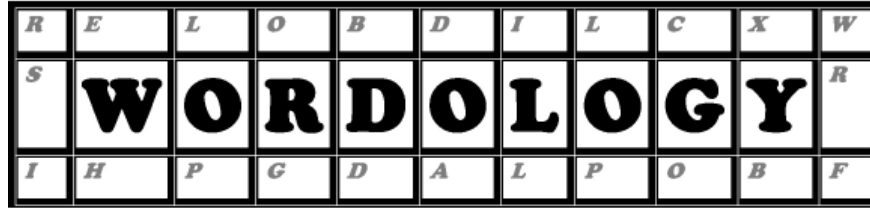
nightmare

platform

railway


surrounding





**Wordology Activity #2: “The Ghost and the Darkness” Crossword Puzzle**

**Instructions:** Choose words from the Word Bank to complete this puzzle. The clues will help you decide which words fit in which spaces.



<b>Word Bank</b>	
bait	nightmare
blazing	platform
colonel	railway
lieutenant	surrounding
livestock	

Created using [TheTeachersCorner.net](http://TheTeachersCorner.net) [Crossword Puzzle Maker](http://CrosswordPuzzleMaker)

**Clues**

**Down**

- 1. Burning brightly
- 2. A high-level army officer
- 4. In a circle all around
- 5. A raised-up floor
- 6. Train tracks

**Across**

- 3. Farm animals
- 7. Food used to capture an animal
- 8. A mid-level army officer
- 9. A bad dream or horrible experience





R	E	L	O	B	D	I	L	C	X	W
S	<b>W</b>	<b>O</b>	<b>R</b>	<b>D</b>	<b>O</b>	<b>L</b>	<b>O</b>	<b>G</b>	<b>Y</b>	R
I	H	P	G	D	A	L	P	O	B	F

### Wordology Activity #3: "The Ghost and the Darkness" Cryptogram

**Instructions:** At the bottom of this **Cryptogram**, there is a message in code. Every number stands for a letter. A few letters have been filled in. To solve the puzzle, you need to figure out which letters go with the other numbers. Once you figure out a letter, you can add it to the Key, and enter it everywhere in the message that you see that number. Look for short, familiar words to get you started, and use logic to figure it out. (**Hint:** The message includes several of the vocabulary words from "The Ghost and the Darkness.")

**Key:**

A	B	C	D	E	F	G	H	I	J	K	L	M	N	O	P	Q	R	S	T	U	V	W	X	Y	Z
								11			19						23		4						

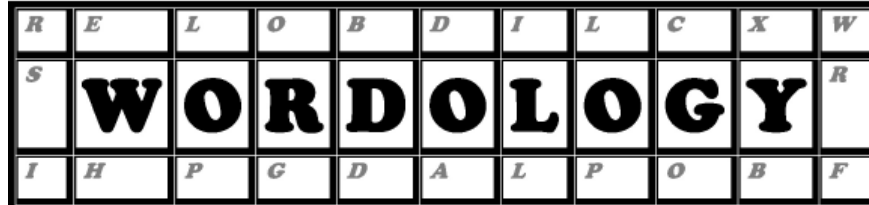
**Message:**

T \_ \_ - \_ T I \_ L I \_ \_ R \_  
 4 6 26 2 16 13 26 16 4 11 13 12 19 11 9 13 10 5 26 23 26

L I \_ \_ \_ I \_ \_ R \_ \_ R \_ \_ L \_ I \_  
 19 11 20 26 16 13 11 12 6 4 2 16 23 26 3 9 23 1 26 9 1 19 26 11 13

\_ I L L \_ \_ \_ R R \_ \_ \_ I \_ T \_ R \_ I L \_ \_ .  
 21 11 19 19 16 12 26 10 10 14 23 23 9 14 13 15 11 13 12 4 6 26 23 16 11 19 5 16 17





### Wordology Activity #4: Using Vocabulary

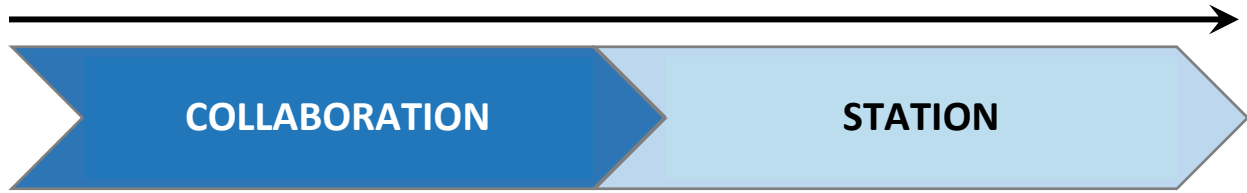
Choose this activity after you read “The Ghost and the Darkness.” Use the information in the text to answer the guide questions in complete sentences. Be sure to include the vocabulary word in your answer. You may refer to the text for help if you need to.

Vocabulary Word	Guide Question	Complete Sentence
1. <b>railway</b>	Where were the workers building the <b>railway</b> ?	
2. <b>lieutenant colonel</b>	Who was the <b>lieutenant colonel</b> in charge of the project?	
3. <b>blazing</b>	Why did the workers keep <b>blazing</b> fires in their camps at night?	
4. <b>bait</b>	What did Patterson use for <b>bait</b> to try to catch the lions?	
5. <b>platform</b>	Why did Patterson hide on a <b>platform</b> up in a tree?	







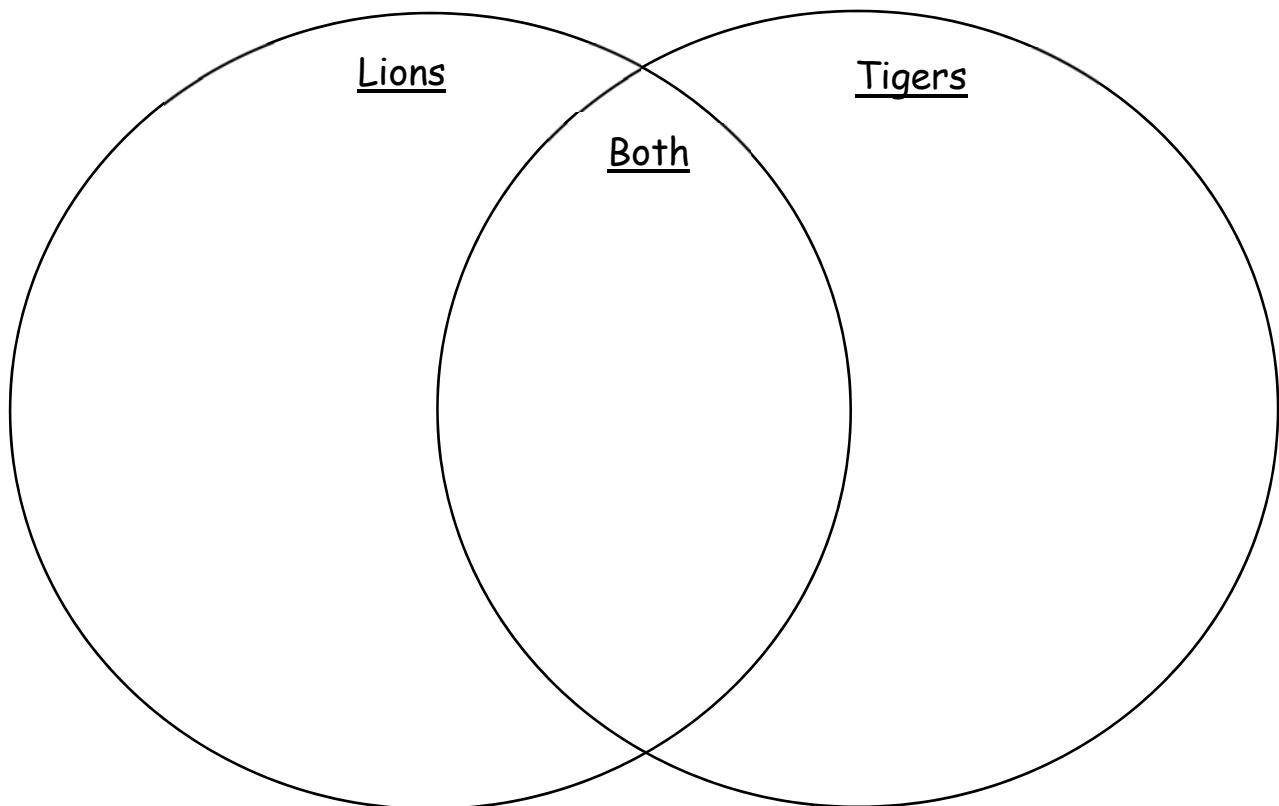


### Lions and Tigers: Compare and Contrast

**Instructions.** First, read silently the Lion Card on page 13 of *Big Cats*, and re-read the Tiger Card on page 14. Then, choose someone to read each Cat Card aloud for your team. Discuss together the following question:

**What are some ways that lions and tigers are similar? How are they different?**

After you have discussed ways these two cats are similar and different with your team, fill out the graphic organizer below with your own answers.



Finally, use the information provided to fill out your own Lion Card.







# Media Madness

## Making an Audio Recording

**Instructions:** Turn to pages 28-29 in *Big Cats*. Read or re-read the first three paragraphs on page 29 silently. Choose one paragraph to make an audio recording. Read the paragraph you have chosen softly to your partner for practice. Then, use the recording technology your teacher demonstrated to record your paragraph.

Play back the recording you made. Do you like it? If you are not happy with it, you can record it over again.

When you finish your recording, listen to it again. Fill out the checklist below.

I made a recording of:

Paragraph 1

Paragraph 2

Paragraph 3

This is something I like about the way I read aloud:

---

This is something I want to improve on when I read aloud:

---

My reading speed was:

Just right

Too slow

Too fast

My reading was:

Mostly smooth

A little bit choppy

Mostly choppy

I read with:

Good expression

Some expression

Not much expression

I had trouble with some words:  Yes  No

If "Yes," which words? List them here: \_\_\_\_\_

---