

# Daily Launch Day 19

## Do Now: Story Board for a Documentary

Suppose you were a TV producer planning a documentary on the man-eating lions of Tsavo. Where would you start? What would you include?

TV producers often organize their ideas on a “storyboard,” a set of drawings placed in order on a board to show what each part of the program will look like. Each section has a title. The producer can move the drawings around to see how changing the order of the sections would affect the program.

Use the boxes below as a storyboard for a documentary on the lions of Tsavo. Make quick sketches or line drawings to illustrate the different parts (like a comic strip). Be sure to title each section.



<p>#1. _____</p>
------------------

<p>#2. _____</p>
------------------

<p>#3. _____</p>
------------------

<p>#4. _____</p>
------------------



# Daily Launch Day 20



## Do Now: Personal Reflection

Would you like to work in a big cat refuge or a zoo? What kind of job would you like to do?

Here are some jobs you could perform at a wildlife refuge or zoo. Choose the job you would enjoy most. Write a personal reflection in the space below, giving at least three reasons for your choice.

### Jobs Postings at Big Cat Wildlife Refuge, Anytown, USA

**Veterinary** – provides medical care to big cats

**Tour guide** – shows visitors around the refuge and tells them about the cats

**Cat care technician** – provides cats’ food and water and cares for their habitat

**Habitat designer** – designs habitats for big cats

**Habitat builder** – builds and repairs big cats’ habitats

<input type="radio"/>	
<input type="radio"/>	<i>Dear Diary,</i>
<input type="radio"/>	<i>I would like to work as a... in</i>
<input type="radio"/>	<i>a big cat refuge because...</i>
<input type="radio"/>	
<input type="radio"/>	
<input type="radio"/>	
<input type="radio"/>	
<input type="radio"/>	
<input type="radio"/>	
<input type="radio"/>	
<input type="radio"/>	
<input type="radio"/>	



## **Tiger Terror at the Zoo!**



Sumatran tiger at a zoo

Hannah Goorsky had never been in a tiger's den before, so she was a little nervous. But she wasn't expecting any trouble. She was a new volunteer at the zoo. Her job was to clean the big cats' dens while one of the regular zoo workers, Chad Summers, mixed their food.

Hannah had wanted to be a veterinarian since she was a little girl. When she finished college, she moved to California and became a volunteer at the Sacramento Zoo. Working with animals at the zoo would be good practice for learning to be an animal doctor. On her third day at the zoo, she visited the section where the rare cats lived.

Hannah explained later, "This was my first experience... From the start I was a tad apprehensive. I remember taking note of things around me that would double as defensive tools: the fire extinguisher, the shovel..."

Hannah and Chad took care of the lions first, then the snow leopard. The cats were caged in a separate enclosure called a holding pen while their dens were cleaned. The Sumatran tigers were third on the list.

The Sacramento Zoo had two Sumatran tigers. The male's name was Castro and the female was Bahagia. Sumatran tigers are the smallest kind of tigers, but they are still very large. A male tiger is more than 6 ½ feet long and weighs about 300 pounds. They have very sharp teeth and powerful jaws. They use their teeth and jaws to rip and crush their prey. In the jungle, Sumatran tigers eat large animals like deer, wild pigs, cattle and goats. The Sacramento Zoo was fortunate to have two of them, because Sumatran tigers are an endangered species. Only about 500 of them are left in the world.

Chad put Castro and Bahagia in the holding pen and began to prepare the food. Suddenly he saw that the cage door was not tightly closed. He ran to close it, but Castro, the male tiger, got there first.

Castro pushed his head and shoulders through the door. He bit Chad's leg and then his head. He dragged him to the ground. Hannah heard Chad scream. What should she do?

At first, Hannah thought she should stay out of Chad's way so he could handle the situation. But when he fell down she knew he needed help.

Hannah remembered the shovel she had seen behind her. She grabbed it and began to beat the tiger on the head. In a few minutes, Castro let go of Chad and ran back into the den. Hannah quickly called for help. Soon rescue workers arrived to take Chad to the hospital.

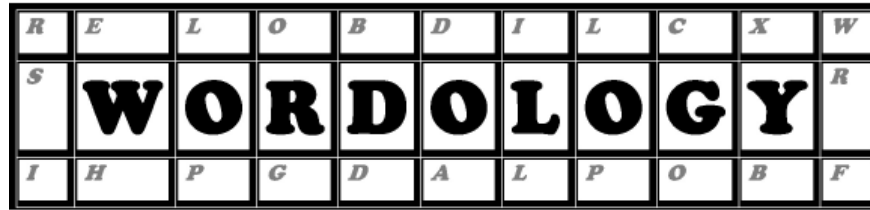


Stalking tiger (<https://www.maxpixel.net/Feline-Mammal-Tiger-Predator-Zoo-3685834>)

Hannah explained, "There are always two kinds of girls in the movies. The ones who stand there screaming," when an enemy attacks. And then there are "the ones who grab a frying pan and bash him on the head." Hannah didn't have a frying pan at the zoo, so she used a shovel instead!

The tiger's sharp teeth left wounds in Chad's legs, shoulders, and head. But since he was rescued quickly, the doctors were able to help him. Soon he was back at work at the zoo.

Did Hannah's terrifying experience change her mind about becoming an animal doctor? Not at all... although she did take some time off from the zoo. Instead, she helped take care of sick animals at a veterinarian hospital, and later went on to veterinary school. Five years after she beat the tiger back into his den, Hannah Goorsky graduated and became a vet herself. It took a long time, but she finally had her dream job.



### Wordology Activity #1: Synonym Hunt

**Instructions:** A **synonym** is a word that means the same or almost the same as another word. **Rewrite** each sentence without changing its meaning. Choose a synonym from the Word Bank to replace the underlined word or phrase in each sentence. (Note: some of the words in the Word Bank are review words.)

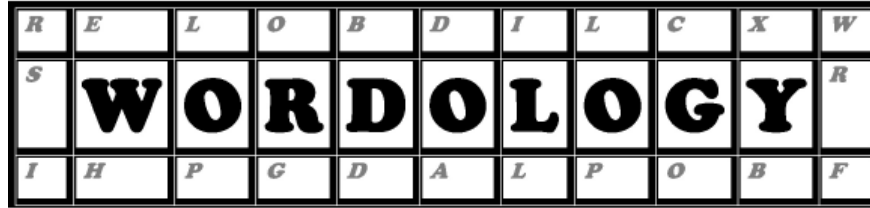
1. The ranger used a tranquilizer gun to catch the escaped tiger.
2. That cheetah just likes to lie around in its pen all day long.
3. Trying to escape the lion was very frightening for the young gazelle.
4. Darren felt very nervous before his big race at the city track meet.
5. Momma uses a special method to separate egg whites from the yolks.
6. Our science class is very lucky to have one of the best teachers at the school.
7. Working together is going to be important for our team's success.
8. Annie felt very helpless walking home through the alley alone at night.
9. Before going out, Sam took protective steps to hide his cash.

#### Word Bank

fortunate	apprehensive	defensive	enclosure	terrifying
capture	vulnerable	technique	collaboration	







**Wordology Activity # 2: Multiple Meanings for Vocabulary Words**

**Instructions:** Find the definition of the vocabulary word that fits each of the sentences or phrases below. Enter the definition number in the center column. Then, find the image that illustrates the sentence or phrase, and enter the correct letter in the right-hand column.

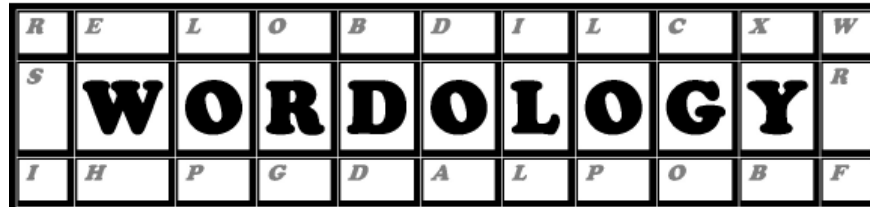
Phrase	Definition #	Image (letter)
Using a <b>defensive</b> tone of voice		
See detailed contract terms in the <b>enclosure</b> .		
<b>Defensive</b> security measures		
A safe <b>enclosure</b> for the animals		

**DEFINITIONS FOR VOCABULARY WORDS**

- defensive** – used to defend against danger
- defensive** – eager to defend oneself as being right
- enclosure** – a closed-off area, such as a pen
- enclosure** – an item (such as a document) that is included with a letter in an envelope







### Wordology Activity #3: Using Vocabulary Words

Choose this activity after you read “Tiger Terror at the Zoo.” Use the information in the text to answer the guide questions in complete sentences. Be sure to include the vocabulary word in your answer. You may refer to the text for help if you need to.

Vocabulary Word	Guide Question	Complete Sentence
1. <b>apprehensive</b>	Why was Hannah <b>apprehensive</b> when she began working with rare cats?	
2. <b>defensive</b>	What possible <b>defensive</b> weapons did Hannah notice near the tiger cage?	
3. <b>enclosure</b>	Why was the tiger put in a different <b>enclosure</b> while his cage was cleaned?	
4. <b>fortunate</b>	Why was the zoo <b>fortunate</b> to have two Sumatran tigers?	
5. <b>terrifying</b>	What did Hannah do after her <b>terrifying</b> experience was over?	



R	E	L	O	B	D	I	L	C	X	W
S	<b>W</b>	<b>O</b>	<b>R</b>	<b>D</b>	<b>O</b>	<b>L</b>	<b>O</b>	<b>G</b>	<b>Y</b>	R
I	H	P	G	D	A	L	P	O	B	F

**Wordology Activity #4: "Tiger Terror at the Zoo" Cryptogram**

**Instructions:** At the bottom of this **Cryptogram**, there is a message in code. Every number stands for a letter. A few letters have been filled in. To solve the puzzle, you need to figure out which letters go with the other numbers. Once you figure out a letter, you can add it to the Key, and everywhere in the message that you see that number. Look for short, familiar words to get you started, and use logic to figure it out. (*Hint:* The message includes several of the vocabulary words from "Tiger Terror at the Zoo.")

**Key:**

A	B	C	D	E	F	G	H	I	J	K	L	M	N	O	P	Q	R	S	T	U	V	W	X	Y	Z
							14							4				1							

**Message:**

H \_ \_ \_ H \_ \_ S \_ O \_ \_ \_ \_ E \_ O H \_ \_ \_ \_  
 14 20 16 16 20 14 6 20 1 17 4 24 11 15 16 20 11 10 11 4 14 20 23 10 20

S H O \_ \_ \_ O \_ S \_ S \_ \_ S \_ \_ \_ \_  
 1 14 4 23 10 2 11 4 15 1 10 20 1 20 8 10 17 10 16 1 22 23 10

\_ \_ \_ O \_ \_ \_ H \_ \_ \_ \_ 'S \_ \_ \_ OS \_ \_ \_ .  
 6 10 20 12 4 16 22 16 11 14 10 11 22 25 10 24 1 10 16 19 2 4 1 15 24 10



R	E	L	O	B	D	I	L	C	X	W
S	<b>W</b>	<b>O</b>	<b>R</b>	<b>D</b>	<b>O</b>	<b>L</b>	<b>O</b>	<b>G</b>	<b>Y</b>	R
I	H	P	G	D	A	L	P	O	B	F

### Composing Meaningful Sentences

If you complete your chosen Wordology activity, take the remaining time at this station to write Meaningful Sentences using the vocabulary words listed below. (Remember, a Meaningful Sentence is a sentence that shows that you know what the word means!) Read and discuss your sentences with your teammates.

---

---

---

---

---

---

---

---

---

---

---

---

---

---

---

---

---

---

---

---

---

---

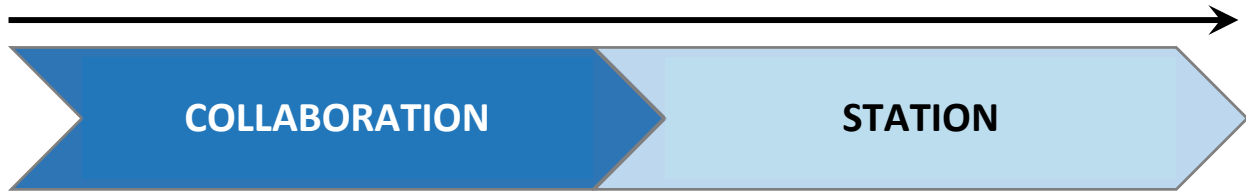
---

---

<b><u>Word Bank</u></b>
fortunate      apprehensive      defensive      enclosure      terrifying







### "Tiger Terror at the Zoo" Recording Details Organizer

With your team, read together the paragraphs of "Tiger Terror at the Zoo" inside the shaded boxes. Imagine that you witnessed the tiger attack and had to describe what happened. Discuss the questions below as a team, then complete the graphic organizer on these three pages.

- *Who* was involved?
  - Who was attacked?
  - Who else was involved?
- *What* happened?
  - In what order did events of the attack occur?
  - What were the results of the attack?
    - What happened to the victim?
    - What happened to the animal?
    - Did someone help the victim?
- *When* did it happen?
- *Where* did the incident take place?
- *Why* do you believe the attack happened?
- *How* could an incident like this be avoided?

You may use this Word Bank to help develop your ideas:

habitat	vulnerable
spring	nightmare
apprehensive	defensive
enclosure	fortunate
terrifying	

**WHO?**

**WHAT?**

**WHEN AND WHERE?**

**WHY?**

**HOW?**





# Media Madness

## Create a Training Presentation

Watch the following video online. Take notes below to remember what you see.

<https://www.youtube.com/watch?v=VZaJcIB-6Rs>

### Notes

Information about Big Cats Rescue	
Materials and tools needed to clean enclosures	
Steps to follow to clean an enclosure	
Things to watch out for	
Cleaning “lockouts” (food areas)	

Then, create a short digital presentation called “Cleaning Big Cat Habitats.” The presentation should help train volunteers to clean enclosures.

- It should include a title slide and at least three other slides.
- Each slide should include text using paragraph form or bullet points.
- Use a search engine to find at least two copyright-free images to illustrate your presentation. Copy the images and insert them in the presentation.
- Save your presentation to a computer file or thumb drive, according to your teacher’s instructions. Follow your teacher’s directions to name the file. If no directions are given, name it as follows: CleaningHabitats\_YourNameHere. (So if your name were Maria Rodriguez, your document would have the title CleaningHabitats\_MariaRodriguez.)