

Daily Launch Day 3



Do Now: What I Know, What I Want to Learn

Instructions: In the chart below, list three things you already know about big cats. Then list three things you want to learn during the *Feisty Felines* ALFA lab unit.

Three Things I Know about Big Cats	Three Things I Want to Learn about Big Cats
1. _____ _____ _____	1. _____ _____ _____
2. _____ _____ _____	2. _____ _____ _____
3. _____ _____ _____	3. _____ _____ _____

Daily Launch Day 4



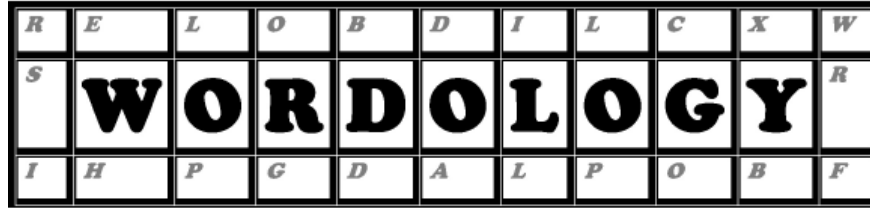
Do Now: Discussion Behaviors (Part 2)

Instructions: Read the list of helpful discussion behaviors below. Make a ✓ mark beside each behavior if you think it is easy to do. Mark an X beside the behavior if you think it can be hard. Mark a ? beside the behavior if you're not sure what it means.

Helpful Discussion Behaviors, Part 2

✓=Easy X=Hard ?=Not Sure

- ◆ Question Others _____
- ◆ Make Eye Contact _____
- ◆ Project Voice Appropriately _____
- ◆ Encourage Agreement _____
- ◆ Reorganize What Was Said _____
- ◆ Avoid Ridiculing Other's Ideas _____
- ◆ Extend Others' Ideas _____



Wordology Activity #1: Vocabulary Scramble

Instructions: Unscramble the letters to find words that fit in the boxes. All the words come from the Word Bank at the bottom of the page.

1. A special way of doing something is called a _____.

nichetuqe

--	--	--	--	--	--	--	--	--	--	--

2. I was _____ quietly into my room but then I had to sneeze.

pengirce

--	--	--	--	--	--	--	--	--	--	--

3. Cheetahs are the only cats that cannot _____ their claws.

cartter

--	--	--	--	--	--	--	--	--	--	--

4. My cat _____ on the ball of yarn and chases it around the room.

consupe

--	--	--	--	--	--	--	--	--	--	--

5. A _____ of antelope ran down the hill and across the plain.

redh

--	--	--	--	--	--	--	--	--	--	--

6. Runners need shoes with good _____ to win races.

cortinta

--	--	--	--	--	--	--	--	--	--	--

7. At the signal, the runner _____ out of the starting gate and races down the track.

grinpss

--	--	--	--	--	--	--	--	--	--	--

8. The mother fox hunted rabbits for _____ to feed her babies.

yerp

--	--	--	--	--	--	--	--	--	--	--

Word Bank

herd

springs

prey

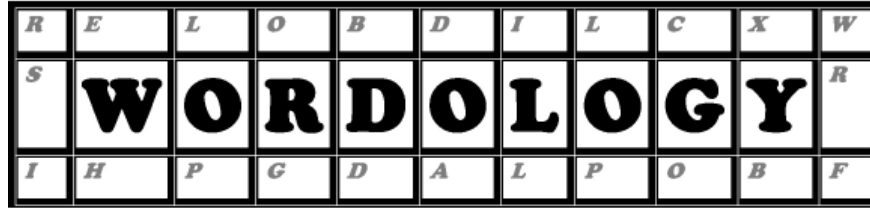
creeping

retract

traction

pounces

technique

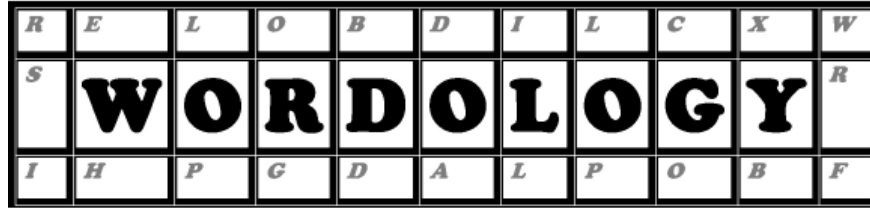


Wordology Activity #2: Synonym Hunt

Instructions: A **synonym** is a word that means the same or almost the same as another word. **Rewrite** each sentence without changing its meaning. Choose a synonym from the Word Bank to replace the underlined word or phrase in each sentence.

- | |
|--|
| 1. The cheetah’s hunting <u>method</u> uses speed and strategy. |
| 2. It begins by <u>crawling</u> quietly through the long grass. |
| 3. The cheetah’s <u>hunting targets</u> include antelope, gazelles, and goats. |
| 4. It <u>leaps</u> out of its hiding place to chase the antelope. |
| 5. The cheetah cannot <u>pull in</u> its claws as other cats do. |
| 6. Its sharp claws give it extra <u>grip</u> on the ground to run faster. |
| 7. The cheetah reaches its victim and <u>jumps</u> on it to bring it down. |
| 8. The cheetah saw a <u>flock</u> of goats eating grass beside the river. |

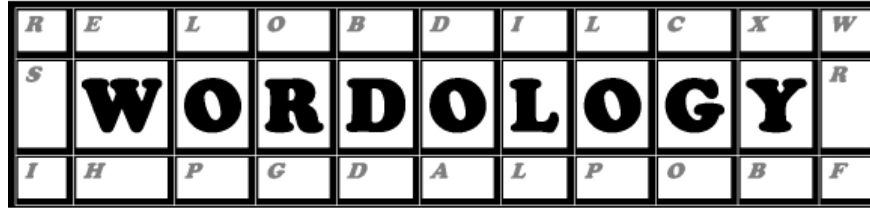
Word Bank			
herd	springs	prey	creeping
retract	traction	pounces	technique



Wordology Activity #3: Using Vocabulary

Use what you know from the cheetah texts (pages 5 and 18-19 in *Big Cats*) to answer the guide questions in complete sentences. Include the vocabulary word in your answer. You may refer to the texts for help if you need to.

Vocabulary Word	Guide Question	Complete Sentence
1. creeping	Where was the cheetah creeping , and why was it creeping ?	
2. prey	What animals do cheetahs hunt for prey ?	
3. traction	What part of a cheetah’s body gives it better traction to run fast?	
4. technique	Describe the cheetah’s hunting technique .	
5. springs	What happens when the cheetah springs from its hiding place?	



Wordology Activity #4: Word Search

In the puzzle below, find the words from “A Hunting Cheetah” listed in the box at right. Words may go up, down, across, backwards, or diagonally.

B G S C Y S T C W D M Z A D A
 L V N E H C W E K A P L W M W
 Y W R I A E A A R S A N F L E
 U P J R P P E T L V F W C A S
 I N T F O E I T W C N O O V O
 O E D N B A E N A Z Y D D V M
 R V S J L A A R I H W E U P E
 E M A A P O U N C E S K J S O
 J G R G N I T N U H N A Y X R
 D T J C G N G N U R Y T K P B
 S F K J M E G Y T M A U F S D
 N O I T C A R T L K F F X A P

- | |
|------------------|
| <u>Word list</u> |
| AWESOME |
| CHEETAH |
| CLAWS |
| CREEPING |
| HUNTING |
| JUDO |
| MARTIAL ARTS |
| POUNCES |
| PREY |
| RETRACT |
| TAKEDOWN |
| TRACTION |
| WEAPONS |

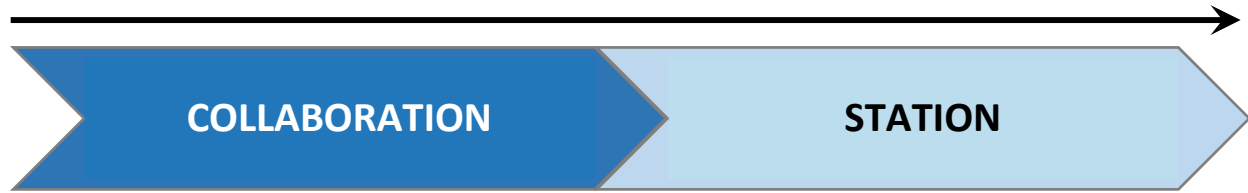
R	E	L	O	B	D	I	L	C	X	W
S	W	O	R	D	O	L	O	G	Y	R
I	H	P	G	D	A	L	P	O	B	F

Composing Meaningful Sentences

If you complete your chosen Wordology activity, take the remaining time at this station to write Meaningful Sentences using the vocabulary words listed below. (Remember, a Meaningful Sentence is a sentence that shows that you know what the word means!) Read and discuss your sentences with your teammates.

Word Bank			
herd	springs	prey	creeping
retract	traction	pounces	technique





Big Cats Fact Hunt

Instructions: First, read silently pages 25-27 of *Big Cats*, “Cat FAQs.” The letters “FAQ” stand for “Frequently Asked Questions.” Then, take turns partner reading these pages. One partner reads the texts in purple sections, and the other partner reads the texts in green sections. Work with your partner to look for answers to the “Big Cats Fact Hunt” below. Then **write your answers** in the spaces provided.

Which cat is that?	Answer
1. This is the largest cat of all.	
2. This cat’s name means “the spotted one” in the Hindi language of India.	
3. This cat has the loudest roar. It can be heard from several miles away.	
4. This cat lives in the desert and doesn’t need to drink water.	
5. This cat has the biggest teeth.	
6. This cat lives in North America and eats snowshoe rabbits.	
7. This is the name given to any all-black big cat.	
8. This cat’s other names are “cougar” and “mountain lion.”	



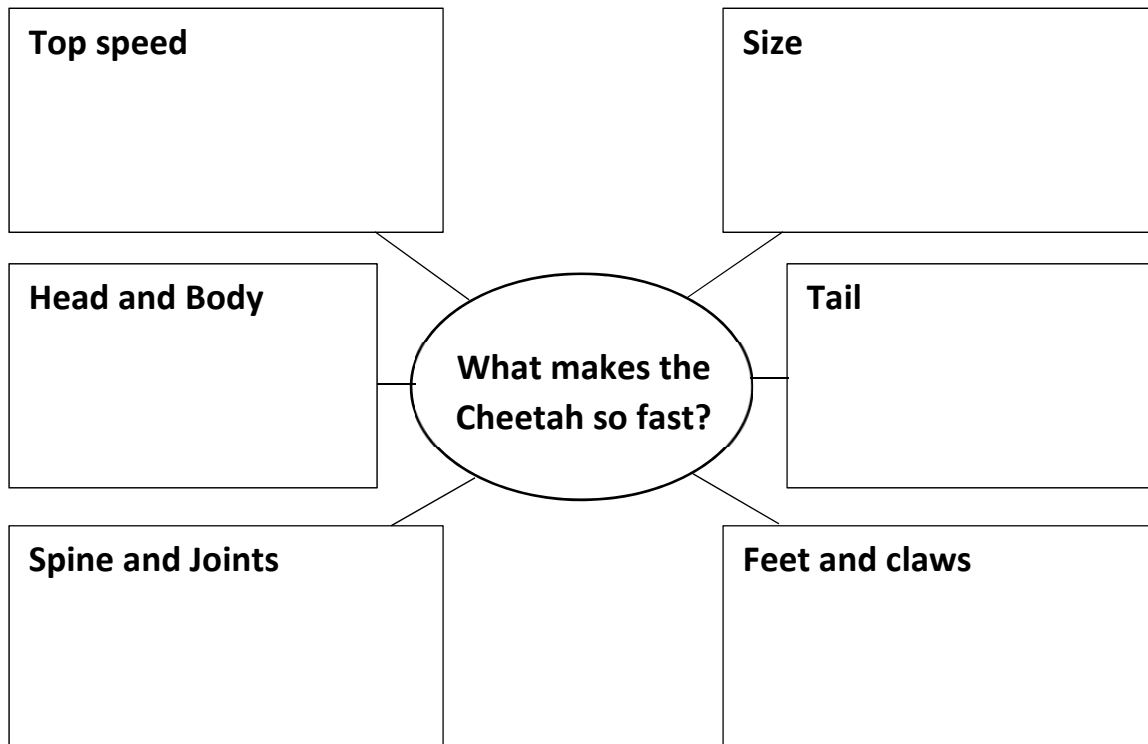
Media Madness

Why You Can't Outrun a Cheetah

Instructions: Watch the video at the link below on your device (tablet or laptop, depending on your teacher's instructions).

<https://www.youtube.com/watch?v=hqYUROHSvpg>

As you watch, take notes about cheetahs in the organizer. Watch the video two or three times to catch all the details!



Why do you think the filmmakers included "X-ray" pictures showing the cheetah's bones and muscles? _____

Take out your Cheetah Card. What useful information did you learn from this video? Write it down now on your card.