

Daily Launch Day 19

Do Now: Darth Vader's Suit

After Anakin Skywalker almost dies in a battle with Obi-Wan Kenobi, the Sith Lords use technology to rebuild his body with robotic parts. This process is described on pages 36-37 of *The Story of Darth Vader*. Label the illustration below with names of body parts and armor from the "Parts List." Notice what each part does!



Parts List

- magnetic boots** – stick to spaceships
- robotic arms and legs** – superhuman strength
- chest box** – artificial breathing
- belt panel** – temperature controls
- helmet and mask** – protect head and face
- steel shoulders** – protect from blasters
- armored suit** – covers artificial skin

Name _____ Date _____

Galaxy Days 19 and 20

Daily Launch Day 20

Do Now: Create an Inter-Galactic Spaceship

Would you like to be a screenwriter or producer of science fiction movies? Or maybe a special effects director?

Science fiction creators use their imagination to think about what could be. One example is the Star Destroyer pictured on pages 48-49 of *The Story of Darth Vader*.

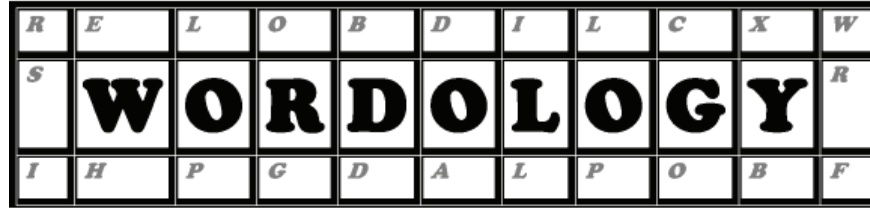
If you were producing a tenth Star Wars movie, what kind of spaceship would you create? What shape would it be? What features would it include?

Use this space to draw whatever kind of spaceship you like. Be sure to label some of its unusual features!




Name _____ Date _____

Galaxy Days 19 and 20



Wordology Activity #1: Crossword Puzzle

Instructions: Choose words from the Word Bank to complete this puzzle. The Clues box will help you decide which words fit in which spaces.



Word Bank

obtain
fatal
flaw
shaft
torpedoes
surrender
enraged
vital
overcome

Created using the Crossword Maker on TheTeachersCorner.net

Clues

Across

2. leading to death or disaster
4. to master or conquer
5. to admit defeat
7. a weak spot or error
8. furious

Down

1. very important; necessary
3. exploding missiles
5. a tube or chute
6. to get

Name _____ Date _____

Galaxy Days 19 and 20

R	E	L	O	B	D	I	L	C	X	W
S	W	O	R	D	O	L	O	G	Y	R
I	H	P	G	D	A	L	P	O	B	F

Wordology Activity #2: Intergalactic Battle Report

Instructions: Pretend you are a reporter for the *Intergalactic Times*. Write a newspaper account of **either** the explosion of the Death Star (pages 44-45) **or** Luke Skywalker's final battle with Darth Vader (pages 56-57). Use at least **five** of the vocabulary words below in your article.

Intergalactic Battle! by _____

A crucial intergalactic battle occurred recently. Here's what happened:

Vocabulary Words

fatal

flaw

surrender

vital

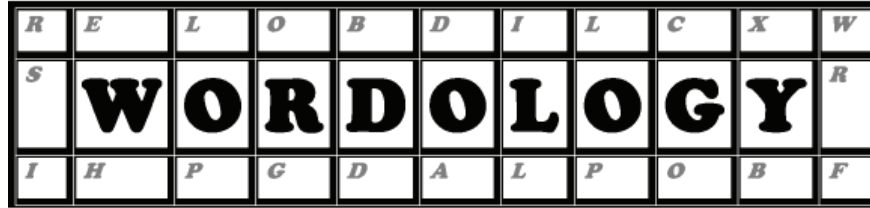
overcome

torpedoes

shaft

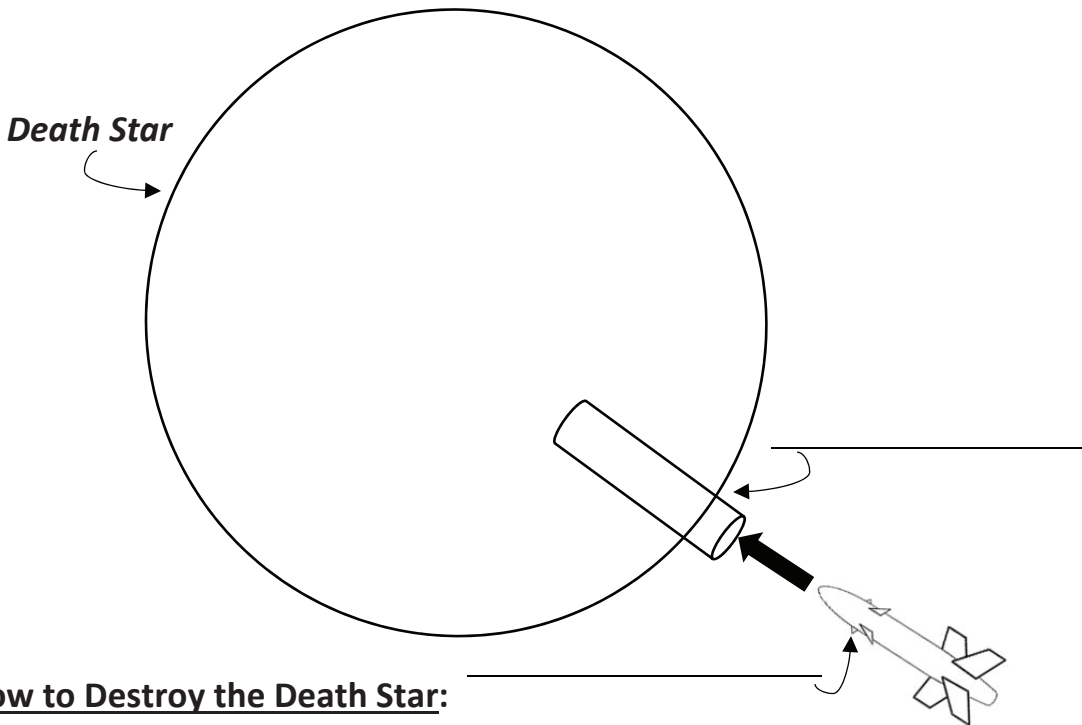
enraged

obtain



Wordology Activity #3: Instructions for Destroying the Death Star

Instructions: You are a commander of the rebel forces working against the evil Empire. You need to provide instructions for your star fighters to destroy the Emperor’s new superweapon, the Death Star. Label the diagram below and write instructions for your fighters. Use at least four vocabulary words.



How to Destroy the Death Star:

<u>Vocabulary Words</u>				
fatal	flaw	surrender	vital	overcome
torpedo	shaft	enraged	obtain	

Name _____ Date _____

Galaxy Days 19 and 20

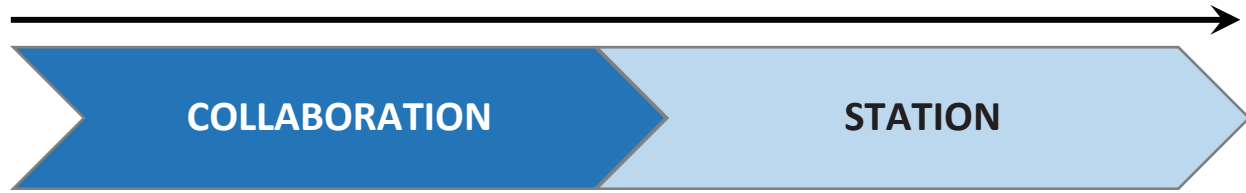
R	E	L	O	B	D	I	L	C	X	W
S	W	O	R	D	O	L	O	G	Y	R
I	H	P	G	D	A	L	P	O	B	F

Composing Meaningful Sentences

If you complete your chosen Wordology activity, take the remaining time at this station to write Meaningful Sentences using the vocabulary words listed below. (Remember, a Meaningful Sentence is a sentence that shows that you know what the word means!) Read and discuss your sentences with your teammates.

<u>Vocabulary Words</u>				
fatal	flaw	surrender	vital	overcome
torpedo	shaft	enraged	obtain	





Spaceship Draw-Around

Instructions. With your team, examine the drawing of the “Star Destroyer” on pages 48-49 of *The Story of Darth Vader*. Now it is your turn as a team to create your own spaceship designs. Work together to create your designs!

1. Write your name on the “Spaceship Design Draw-Around” paper provided, and draw **just the outline** or shape of a spaceship. Then, pass your drawing to the person on your left. (Since all four team members are doing this, you should have four drawings going around the circle.)
2. Person #2: Add some details to your teammate’s spaceship design. Label them to explain what they are for. Then, pass the drawing on to the person on your left.
3. Person #3: Add more features to the spaceship design. Label them. Then, pass the drawing on to the person on your left.
4. Person #4: Add the final touches to the spaceship design. Label them. Then, pass the drawing back to the person who started it.

When you finish all the drawings, look at them together. Discuss the following questions:

What is similar about them? What is different?

How did your team members’ contributions change the idea you started with?

How do you think each spaceship could help to make life in the galaxy better? (Use your imagination to think about this!)

Give your spaceship design a name and save it in your folder!

Name _____ Date _____

Galaxy Days 19 and 20

Spaceship Design Draw-Around





Media Madness

Media Madness: First All-Woman Spacewalk

Instructions: Watch the video at the following link and answer the questions listed below.

<https://www.youtube.com/watch?v=cNnvYACgwrE>

1. What made this spacewalk a historic event?

2. How did the two astronauts feel about their achievement?

3. Would you want to go out in space to repair a space ship? Why or why not?

After you finish, use the rest of the time to work on your independent project.

At the end of your time, write down what you accomplished.

What I accomplished today:

Notes on my project: