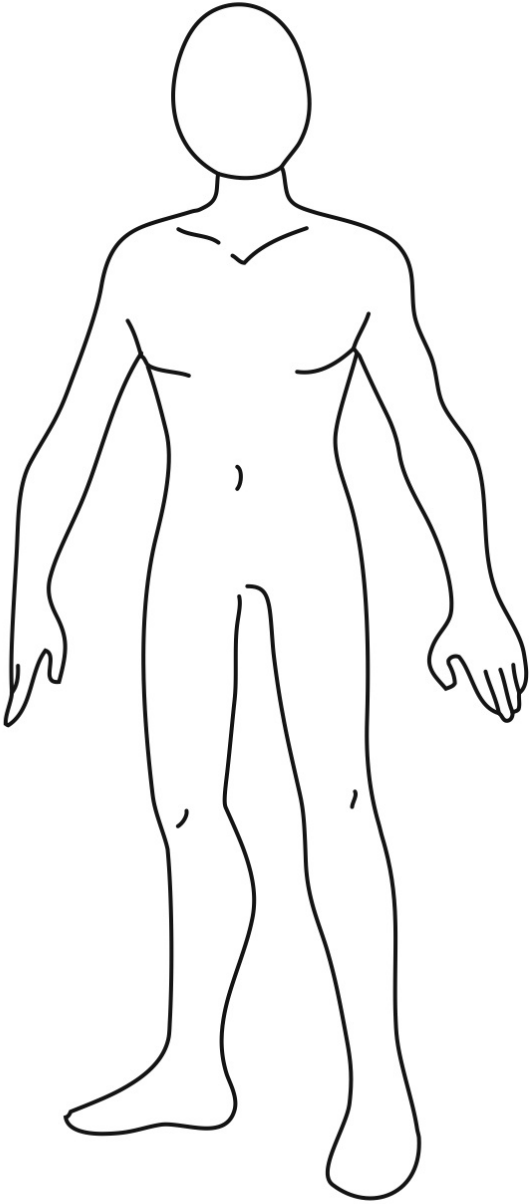


“Black Panther”: Daily Launch Day 3

Do Now: Superhero Design Challenge

Instructions: You are a superhero and you have a chance to design your own superhero suit! What special features will it have? What will it let its wearer do? Use the left side to design the suit. Use the right-hand side to explain each section.



Name of My Suit:	
	What my suit can do:



Name _____ Date _____

Heroes Days 3 and 4

“Black Panther”: Daily Launch Day 4

Do Now: Agree, Disagree, Not Sure?

Instructions: Read the statements below. Decide whether you agree with the statement, disagree, or are not sure. Beside each statement, check one of the boxes to show what you think about it.

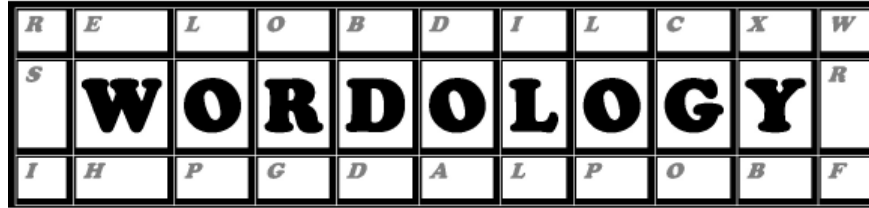


	Agree	Disagree	Not Sure
1. A hero is brave and strong.			
2. A hero is caring and thoughtful.			
3. A hero is selfish.			
4. A hero is never frightened.			
5. A hero wants to be rewarded for his or her actions.			
6. A hero makes mistakes.			
7. A hero is never silly.			
8. A hero is dishonest.			
9. A hero puts others before himself or herself.			
10. A hero stands up for himself or herself.			
11. A hero never gets angry.			
12. A hero is always a popular person.			



Name _____ Date _____

Heroes Days 3 and 4



Wordology Activity #1: Synonym Hunt

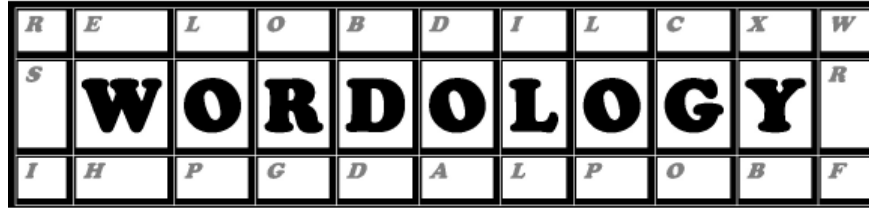
Instructions: A **synonym** is a word that means the same or almost the same as another word. **Rewrite** each sentence without changing its meaning. Choose a synonym from the Word Bank to replace the underlined word or phrase in each sentence.

1. I don't like the way Shakima's opinions are <u>controlling</u> everything we do or don't do.
2. The scientists couldn't wait to announce the new <u>discovery</u> they had made.
3. I'm so tired of my old clothes—I think my closet is ready for a complete <u>update</u> !
4. When Devon started his new job, he got a special phone to <u>stay in touch</u> with his supervisor.
5. Don't you just love the beautiful <u>design</u> of these old buildings?
6. I hate it when people leave their trash <u>lying around</u> on the ground outside.
7. When the earthquake hit, the <u>plastic models</u> in the clothing stores came crashing to the ground.
8. Please press the green button to <u>turn on</u> the alarm system before you go out.
9. When Marta answers in that <u>offended</u> tone, I know I have to stop teasing her.

Vocabulary

activate	architecture	dictating	mannequins	breakthrough
defensive	interface	littered	overhaul	



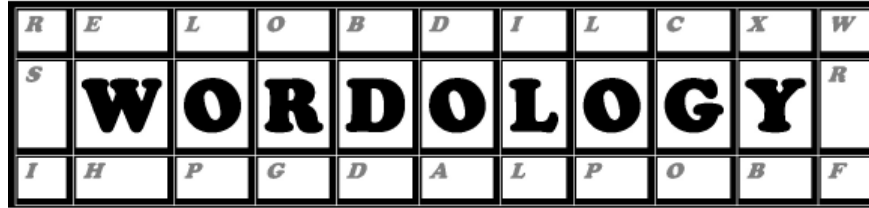


Wordology Activity #2: Using Vocabulary

Use the information from the Daily Launch reading (pages 61-62 of *Black Panther*) to answer the guide questions in complete sentences. Include the vocabulary word in your answer. Refer to the book to find the answers.


Vocabulary Word	Guide Question	Complete Sentence
1. littered	What was the far side of Mount Bashenga littered with?	
2. architecture	What special material was used in the architecture of the Design Group laboratory?	
3. breakthrough	How did T’challa feel about the Design Group’s many breakthroughs ?	
4. dictating	Who was Shuri dictating instructions to?	
5. interface	What did Shuri give T’challa so he could interface remotely with her during his mission?	





Wordology Activity #3: Crossword Puzzle

Instructions: Choose words from the Word Bank to complete this puzzle. The clues will help you decide which words fit in which spaces.



<u>Word Bank</u>	
activate	architecture
dictating	mannequins
littered	overhaul
defensive	breakthrough
interface	

Created using the Crossword Maker on TheTeachersCorner.net

Across

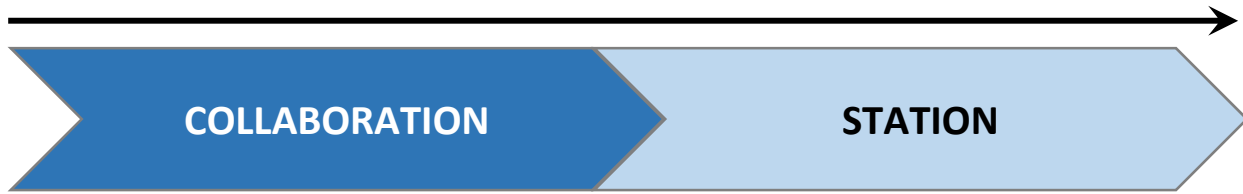
- 3. an important discovery
- 4. to make a complete update
- 5. to make something start working
- 6. store models for clothing
- 8. telling others what to do
- 9. reacting against criticism

Down

- 1. to connect with someone or something
- 2. the design of buildings
- 7. scattered around







Re-read with a Partner

Instructions: Open to page 61 in *Black Panther*. With your partner, re-read the first four paragraphs of Chapter 6 (through the words “Okoye will be joining you” at the bottom of page 62). Take turns reading one paragraph each. When one partner finishes reading a paragraph, both partners should discuss the answer to the question below. Write a brief response in the space provided. Then the other partner should read the next paragraph and both partners should discuss the question, until you have read all four paragraphs and answered all the questions.

If you find a word you don’t know, ask your reading partner to explain it. If neither of you knows the word, ask the lab assistant.

Paragraph 1: List several reasons why Mount Bashenga was important.

Paragraph 2: What did T’challa find impressive and amazing when he went to the Design Group building?

Paragraph 3: What important role did Shuri play in the Design Group?

Paragraph 4: How would the vibranium disc help T’challa in his mission?



Name _____ Date _____

Heroes Days 3 and 4



Media Madness

Wakanda Technology

Instructions: Watch the video at the link below on your device (tablet or laptop, depending on your teacher’s instructions). As you watch the video, answer the questions below. (You can watch the video more than once if you need to!)

<https://www.youtube.com/watch?v=Rxhim8o9IDA>

Three amazing inventions I learned about that use Wakandan technology:

If you had to pick only one piece of technology you could use every day, which would it be and why?

Do you think any of these fictional (made up) inventions could actually come true one day? Why (or why not)?



